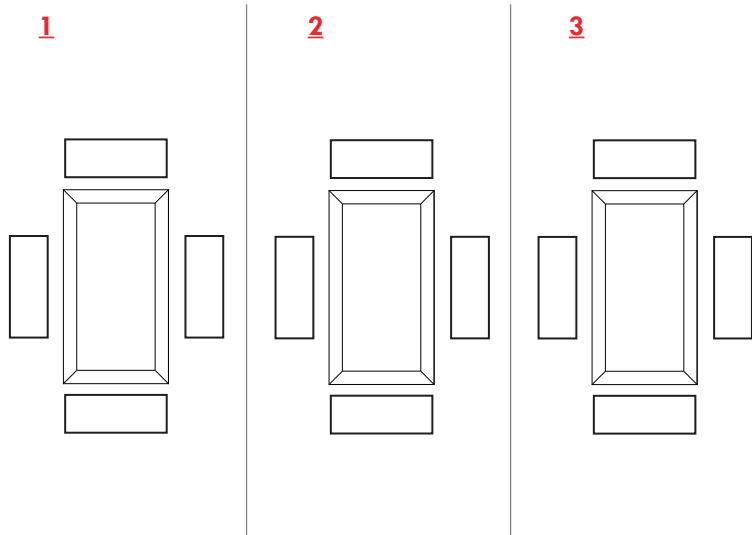




DATA COMPILATO DA PAG.
 RICHIESTA PREVENTIVO CLIENTE
 ORDINE NS. RIF.

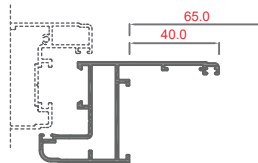
- VERNICIATURA ALLUMINIO
- ACCESSORI Standard coordinati Ferramenta storica
- PANNELLATURA Lamella orientabile Ovalina fissa aperta Doghe verticali Doghe orizzontali Scandola
- SISTEMA DI CHIUSURA Cremonese coordinata Spagnoletta nera

Vista interna apertura a spingere

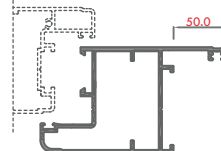


Telai senza fori di fissaggio

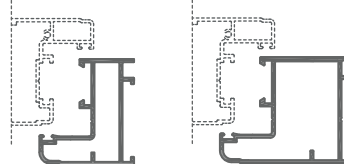
SC1 - TELAIO "Z" NORMALE FALDA 40mm
SC2 - TELAIO "Z" NORMALE FALDA 65mm



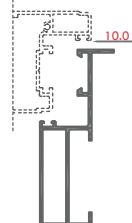
SC3 - TELAIO "Z" MAX FALDA 50 mm



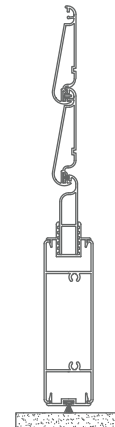
SC7 - TELAIO "L" NORMALE
SC8 - TELAIO "L" MAX



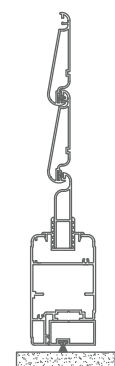
SC5 - TELAIO A SCOMPARSA FALDA 10mm



SC18 - NODO INFERIORE ZOCCOLO A SFIORO



SC19 - NODO INFERIORE ANTA A SFIORO



POS	RIF.	UNITA' DI MISURA mm		SENSO DI APERTURA "VISTA INTERNA: A SPINGERE"					Q.TA	DISTANZIALE		NOTE	
		LARGHEZZA	ALTEZZA	ANT	F	P	ALTEZZA CHIUSURA STANDARD	APERTURA		FASCIA CENTRALE 85 STANDARD	mm		
								S	DX		L		H

TRASPORTO Compreso Escluso

Timbro e firma

NOTE

